

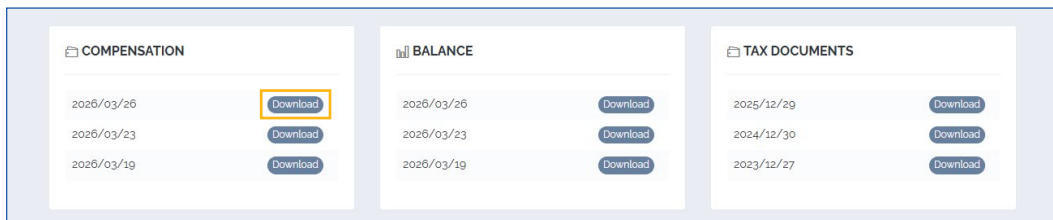
How to Access Compensation Information

Stay on top of your earnings and documents

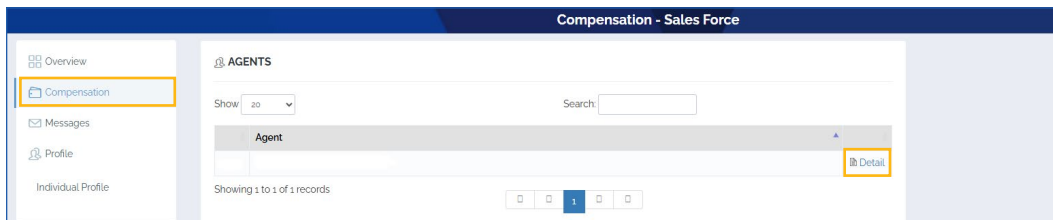
Need to view or download your compensation statements and tax documents?
It's quick and easy through Advisor Corner.

Accessing your statements and tax documents:

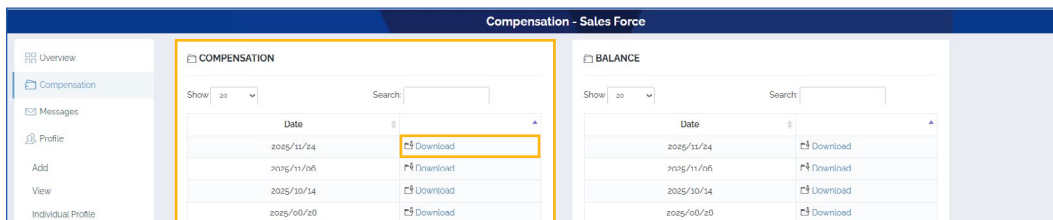
- 1 Log in to your **Advisor Corner** account at assumption.ca/advisorcorner
 - Sign in using your Assumption Life credentials.
- 2 Go to **Compensation / Sales Force**
 - You'll find it in the drop-down menu for **quick links and reports** on the homepage.
- 3 On this page, you will see the three most recent **Compensation Statements and Tax Documents**.
 - To view a document, click **Download** next to the desired date.



- 4 To view all available compensation statements:
 - Click **Compensation** in the left-hand menu.
 - Then select **Details** next to your name.



- 5 To download a statement:
 - In the **COMPENSATION** section, click **Download** next to the desired date.



Information for Managing General Agents and Associate General Agents

When logged in as an MGA or AGA, you can access statements for all agents under your agency.

- **Search** for the agent you wish to review.
- Click **Details** next to their name to view their statements.

If you have any questions or need assistance, we're happy to help.

Contact us by phone at 1-800-455-7337 or by email at contracting@assumption.ca.