

Assumption/Fidelity American Disciplined Equity® Fund

As at December 31, 2021

Quick facts

Date fund available: Sep 4, 2007

Date fund created: Sep 4, 2007

Managed by: Fidelity Investments Canada ULC

Total fund value: \$17,241,000

Portfolio turnover rate: 70.32%

Fund category	Minimum investment (\$)	MER (%)	Net asset value per unit (\$)	Units outstanding (000's)
Series A (no-load)	500	3.04	41.81	5.36

What does the fund invest in?

This segregated fund invests in the Fidelity American Disciplined Equity® Fund. The underlying fund invests primarily in equity securities of U.S. companies.

How has the fund performed?

This section tells you how the fund has performed over the past 10 years for a contract holder who chooses the series A.

It's important to note that this doesn't tell you how the fund will perform in the future. Also, your actual return will depend on the investment option you choose and on your personal tax situation.

Top 10 investments (of the underlying fund)

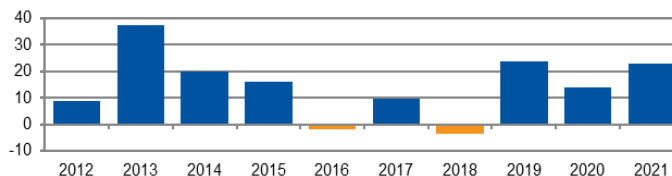
	% Assets
Apple Inc	7.64
Microsoft Corp	7.13
Alphabet Inc Class C	4.35
Amazon.com Inc	4
Tesla Inc	2.34
Meta Platforms Inc	2.26
NVIDIA Corp	2.08
Travelers Companies Inc	1.95
Cisco Systems Inc	1.93
JPMorgan Chase & Co	1.77
Total	35.45
Total investments	96

Average return

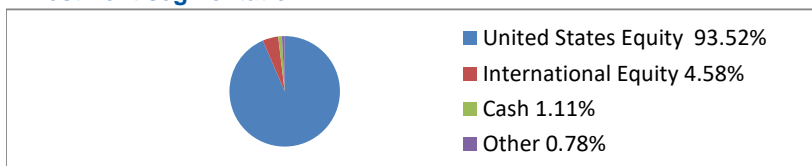
A person who invested \$1,000 on Dec 31, 2011, in series A has \$3,721.50 gross on Dec 31, 2021, an average of 14.03% a year.

Year-by-year returns (%)

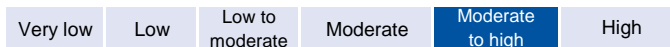
This chart shows how the fund would have performed in each of the past 10 years for a policyowner. In the past 10 years the fund was up in value 8 years and down in value 2 years of the 10 years.



Investment segmentation



How risky is it?



The value of your investments can go down. Please see your Information Guide for further details.

Who is this fund for?

This fund may be right for a person seeking potential for long-term growth and who is very comfortable with the ups and downs of the market.

Assumption/Fidelity American Disciplined Equity® Fund

As at December 31, 2021

Quick facts

Date fund available: Sep 4, 2007

Date fund created: Sep 4, 2007

Managed by: Fidelity Investments Canada ULC

Total fund value: \$17,241,000

Portfolio turnover rate: 70.32%

Fund category	Minimum investment (\$)	MER (%)	Net asset value per unit (\$)	Units outstanding (000's)
Series A (no-load)	500	3.04	41.81	5.36

What does the fund invest in?

This segregated fund invests in the Fidelity American Disciplined Equity® Fund. The underlying fund invests primarily in equity securities of U.S. companies.

How has the fund performed?

This section tells you how the fund has performed over the past 10 years for a contract holder who chooses the series A.

It's important to note that this doesn't tell you how the fund will perform in the future. Also, your actual return will depend on the investment option you choose and on your personal tax situation.

Top 10 investments (of the underlying fund)

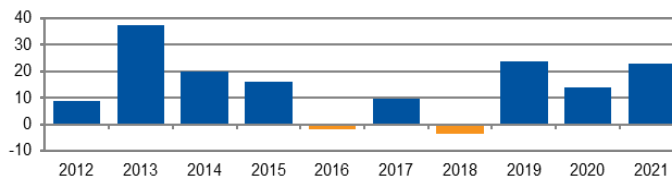
	% Assets
Apple Inc	7.64
Microsoft Corp	7.13
Alphabet Inc Class C	4.35
Amazon.com Inc	4
Tesla Inc	2.34
Meta Platforms Inc	2.26
NVIDIA Corp	2.08
Travelers Companies Inc	1.95
Cisco Systems Inc	1.93
JPMorgan Chase & Co	1.77
Total	35.45
Total investments	96

Average return

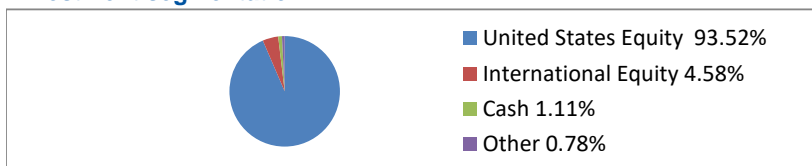
A person who invested \$1,000 on Dec 31, 2011, in series A has \$3,721.50 gross on Dec 31, 2021, an average of 14.03% a year.

Year-by-year returns (%)

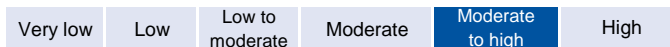
This chart shows how the fund would have performed in each of the past 10 years for a policyowner. In the past 10 years the fund was up in value 8 years and down in value 2 years of the 10 years.



Investment segmentation



How risky is it?



The value of your investments can go down. Please see your Information Guide for further details.

Who is this fund for?

This fund may be right for a person seeking potential for long-term growth and who is very comfortable with the ups and downs of the market.